

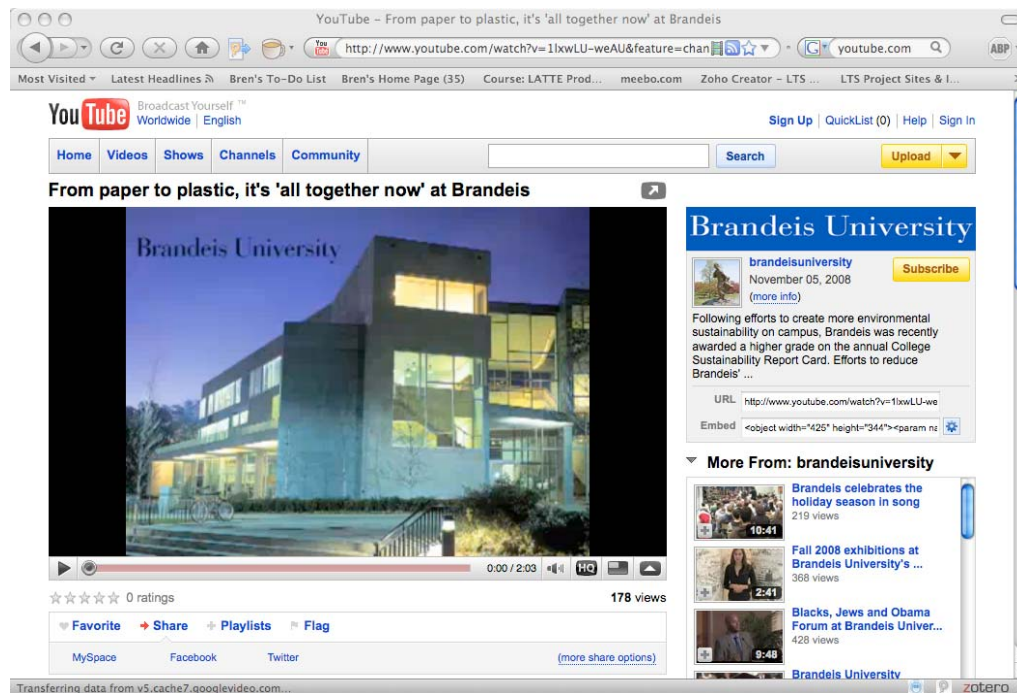
Embedding a YouTube Video within a Webpage

Library & Technology Services – July 2009

Did you know that you can embed a YouTube video in a webpage or in LATTE? In this way, a viewer can watch a YouTube video without navigating away from your website. Embedding is simple to do.

Step 1:

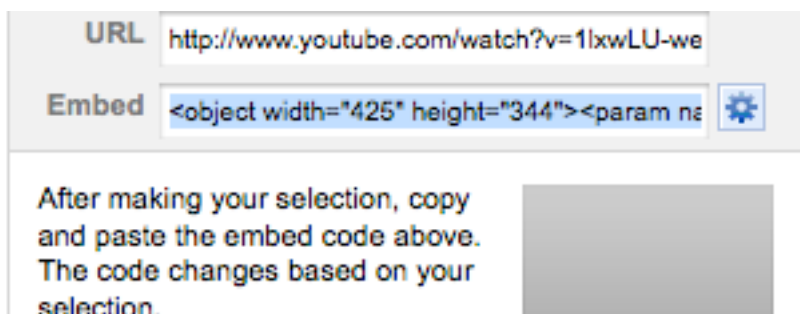
Locate the Youtube video you want to embed at <http://www.youtube.com>.



Step 2:

Find the Embed code to the right of the video.

Select the Embed code by clicking on it. It now becomes highlighted in blue.



Step 3:

Copy the embed text using your computer's "Copy" command.

Step 4:

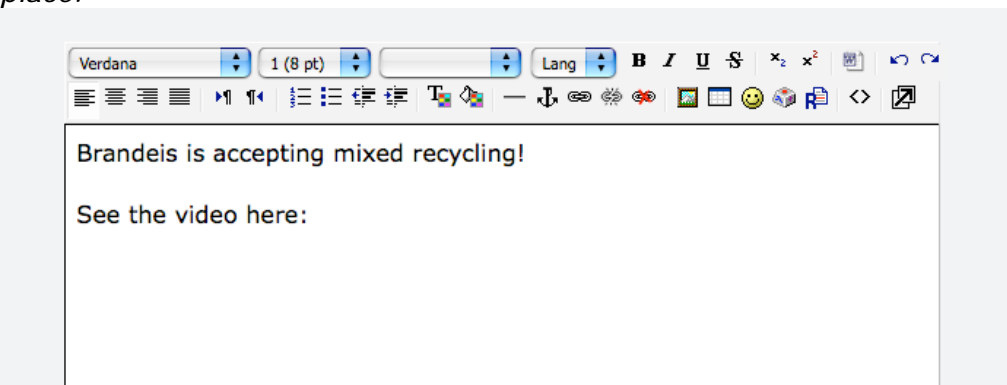
Go to the webpage you are creating. For example, you can embed videos in Brandeis' content management system (CMS) webpages or in a LATTE webpage or forum post. The CMS and LATTE each has an editor that looks something similar to this:



You will need to switch HTML view of the editor in order to paste the YouTube embedding code into your page. In the editor look for a button to toggle to HTML view. The HTML view button will look like this:



First, locate where you want to place the Youtube video, and move the cursor to that place.



Then switch to the HTML view, where you will see the HTML code of the webpage.



Step 5:

Paste the embed text using your computer's "Paste" command.

Compose a web page

Full text*

Verdana 1 (8 pt) Lang B I U S x₂ x² [Icons]

You are in TEXT MODE. Use the [<>] button to go back to WYSIWYG MODE.

```
Brandeis is accepting mixed recycling!<br /><br />See the video here:<br /><br />

<object width="425" height="344"><param name="movie"
value="http://www.youtube.com/v/1lxwLU-weAU&hl=en&fs=1"></param><param
name="allowFullScreen" value="true"></param><param name="allowscriptaccess"
value="always"></param><embed src="http://www.youtube.com/v/1lxwLU-
weAU&hl=en&fs=1" type="application/x-shockwave-flash"
allowscriptaccess="always" allowfullscreen="true" width="425" height="344">
</embed></object>
```

Step 6:

Switch from the HTML view back to the normal display view. Note: The video may not show up yet in the editor.

Step 7:

Save your work, and check the page to verify that the video embedded correctly.

Brandeis is accepting mixed recycling!

See the video here:



Congratulations! You're done!